




Your Pocket Guide to a Successful Project



Wear your mask over your nose and mouth. If you need to take a break, move 6 ft. away from others before removing your mask.



Watch your distance and stay 6 ft. from others when possible. Measure with your pick mattocks: each handle is 3 ft. long.



Wash your hands or use hand sanitizer frequently, including after using the restroom and before and after eating.



Keep your tools to yourself when possible. If you need to share: wipe your tool, set it down, move 6 ft. away for the other person to pick it up.




When nature calls, you have 3 options: use a wag bag; a trailhead restroom, if available; or dig a cathole at least 6 in. deep and 200 ft. away from the trail or any water sources.



Your Pocket Guide to a Successful Project



Wear your mask over your nose and mouth. If you need to take a break, move 6 ft. away from others before removing your mask.



Watch your distance and stay 6 ft. from others when possible. Measure with your pick mattocks: each handle is 3 ft. long.



Wash your hands or use hand sanitizer frequently, including after using the restroom and before and after eating.



Keep your tools to yourself when possible. If you need to share: wipe your tool, set it down, move 6 ft. away for the other person to pick it up.




When nature calls, you have 3 options: use a wag bag; a trailhead restroom, if available; or dig a cathole at least 6 in. deep and 200 ft. away from the trail or any water sources.



Your Pocket Guide to a Successful Project



Wear your mask over your nose and mouth. If you need to take a break, move 6 ft. away from others before removing your mask.



Watch your distance and stay 6 ft. from others when possible. Measure with your pick mattocks: each handle is 3 ft. long.



Wash your hands or use hand sanitizer frequently, including after using the restroom and before and after eating.



Keep your tools to yourself when possible. If you need to share: wipe your tool, set it down, move 6 ft. away for the other person to pick it up.




When nature calls, you have 3 options: use a wag bag; a trailhead restroom, if available; or dig a cathole at least 6 in. deep and 200 ft. away from the trail or any water sources.



Your Pocket Guide to a Successful Project



Wear your mask over your nose and mouth. If you need to take a break, move 6 ft. away from others before removing your mask.



Watch your distance and stay 6 ft. from others when possible. Measure with your pick mattocks: each handle is 3 ft. long.



Wash your hands or use hand sanitizer frequently, including after using the restroom and before and after eating.



Keep your tools to yourself when possible. If you need to share: wipe your tool, set it down, move 6 ft. away for the other person to pick it up.



When nature calls, you have 3 options: use a wag bag; a trailhead restroom, if available; or dig a cathole at least 6 in. deep and 200 ft. away from the trail or any water sources.